



NORTHERN LAKES
COLLEGE

**International
Student
Guide**

2021-2022

Contents

Who is an International Student? 1

COVID-19 Information for International Students 1

Before You Apply 1

 Check admission requirements by program 1

 Meet English language proficiency requirements 2

 Confirm admission deadlines 2

 Student funding 2

Application Process 2

 Apply online 2

 Submit application documents 2

 Placement Testing at NLC 3

 Notice of Decision 3

After You Confirm Admission 4

 Tuition and Fees 4

 Textbooks 4

 Providing Copies of Permits 4

 Health insurance 5

 Course Selection 6

Preparing to Come to Canada 6

International Student Frequently Asked Questions 6

Contacting Student Admissions 8

Appendix A: Programs for International Students 2021-2022 9

Appendix B: English Language Proficiency Tests and Minimum Scores Required 10

Appendix C: English Language Proficiency (ELP) Exempt Countries 11

Appendix D: Program Tuition Maximums for International Students 21/22 12

Appendix E - Making an Online Payment 14

INTERNATIONAL APPLICANT GUIDE

Thank you for your interest in Northern Lakes College (NLC). We are a Designated Learning Institution (DLI) and can accept and enroll international students who have the required study permits. Please read the following information carefully. Remember that it is your responsibility to obey immigration regulations and maintain your immigration status while in Canada. As well International students are responsible for ALL study permits, travel, health insurance, housing, and financial arrangements.

Who is an International Student?

International students are individuals who are **NOT** one of the following:

- **Canadian Citizens** – no specific ID required
- **Permanent Residents** (includes 'landed immigrants') – a certified true copy of a Provincial Government ID card, motor vehicle license, or permanent resident card is required to be kept on the student file
- **Refugee/Protected Persons** – documentation is required as proof of this status. Click this link to find out what documentation you are required to present.
<https://www.cic.gc.ca/english/helpcentre/answer.asp?qnum=611&top=11>
 - Please note, students who have valid proof of Refugee or Protected Persons status:
 - Are required to submit study and/or coop work permits
 - Do NOT pay international student rates.

COVID-19 Information for International Students

You are required to follow all Canadian legal requirements. Click this link to find out more:

<https://www.canada.ca/en/immigration-refugees-citizenship/services/study-canada.html>

Before You Apply

Check admission requirements by program

On the website, find the program for which you want to apply. It is here that you check the admission requirements and confirm that you have successfully completed the high school subjects at the minimum grade. Please note, you must meet all general admission requirements for admission at Northern Lakes College. Check out our website to see programs that may be of interest to you. **APPENDIX A** has a list of programs available along with estimated tuition, program length, semester start times, and practicums.

You must meet the minimum academic requirements for the program

- All general admissions requirements must be met
- Admissions will only accept official documentation that demonstrates your qualifications for entry to the College and its programs

INTERNATIONAL APPLICANT GUIDE

Meet English language proficiency requirements

English is the language of instruction and communication at Northern Lakes College. If your primary language is not English, you must include proof of English language proficiency.

We accept a number of the standardized language tests as proof of English language proficiency. See **APPENDIX B** a list of English Language Proficiency tests and scores. The scores you require can vary according to program type. Applicants **MUST** submit evidence that English language proficiency as part of the application process.

Test scores must be no more than two years old.

See **APPENDIX C** for a list of English Language Proficiency exempt countries. We reserve the right to request proof of English language proficiency, even from applicants of countries on the exemption list.

Confirm admission deadlines

You must apply four months in advance of the start of the program. This gives you time to provide your documents and other information required by admissions. Application deadlines are firm.

Academic Upgrading Deadlines	Post-Secondary Deadlines
Fall Semester – May 1 st deadline	Fall Semester – May 1 st
Winter Semester – October 1 st deadline	Winter Semester – September 1 st
	Spring Semester – January 1 st

Student funding

It is your responsibility to have your funding in place at least TWO months prior to the program start. Forward letters of Funding Sponsorship to our Student Records office at studentrecords@northernlakescollege.ca. Include your student ID number on Letters of Funding Sponsorship.

Application Process

Apply online

Go to our website to apply online. There is a \$50.00 non-refundable application fee for **each** application. This applies to all career programs. This amount is subject to change without notice.

Submit application documents

Northern Lakes College cannot begin to review international applications until we receive copies of all of your supporting documents. If your documents are in a language other than English, you

INTERNATIONAL APPLICANT GUIDE

will need to submit both the original language document and a certified English translation, which must be complete, literal, word-for-word and in the same format as the original document.

If you attended an educational institution outside of Canada, we require specific documents to assess your credentials correctly. Arrange to have your academic transcript(s) **from each institution** (High school and post-secondary) sent **directly** to our office. If institution(s) give you documents in a sealed envelope, **do not open the sealed envelope**. All original documentation and sealed envelopes must be mailed to Admissions.

Organizations that provide transcript evaluations accepted by Northern Lakes College for review are those included in the Alliance of Credential Evaluation Services of Canada (ACESC), specifically:

International Qualifications Assessment Service (IQAS) Click the link to find out more: <https://www.alberta.ca/iqas-education-guides.aspx>

The Canadian Information Centre for International Credentials (CICIC) Click the link to find out more: [hyperlink: <https://www.cicic.ca/> - opens in new tab]

When arranging for a transcript evaluation, ensure that you choose the assessment meant for **EDUCATIONAL PURPOSES**. Completed results of the assessment are to be sent directly from the issuing body to the college along with a copy of the transcripts. All assessment and shipping costs are the responsibility of the student. Note, the Admissions Department reserves the right to request further documentation.

Placement Testing at NLC

You may choose to take a placement test to show that you have academic requirements. Testing is done online and is arranged by calling Admissions at 866-652-3456. Please note, that space is limited for testing, if you book a time you are expected to take your test.

All test results are valid for TWO years. You are not permitted to rewrite the test. You will NOT receive your test results. After test results are analyzed, you are informed in writing, via e-mail, if you have met the academic requirements or not.

Applicants who take the placement test and score too low for programming **cannot** then present additional supporting documents for review. The placement test is valid for TWO years.

Notice of Decision

Check your email. We will send you important information that will assist with your application. We email several letter types to applicants. They include:

Pending – we have received and are processing your application. Submit all documents to Northern Lakes College at this time. Northern Lakes College **will NOT reassess** your application if you provide additional documentation after we close your application. It is important that you provide ALL documents.

INTERNATIONAL APPLICANT GUIDE

Conditionally Accepted – we have reviewed all documents. You have met the entrance requirements. Next, you must provide

Waitlisted – we added you to a list because our program is full. We will contact if you a seat becomes available. We contact waitlisted applicants in order.

Accepted – you are admitted into the program

Registered – you have made payment in full for the program

Closed – you did not meet the requirements for your program and your application is closed

After You Confirm Admission

Tuition and Fees

If accepted into the program, you must pay a non-refundable commitment fee of \$300.00. Upon registration, this fee is deducted from your tuition.

You will receive an email outlining your tuition for the program. Please know that this amount does not include mandatory non-instructional or student association fees. **APPENDIX D** outlines the maximum tuition amounts for 2021-2022 for full-time students following the prescribed curriculum.

Make all payments online at <https://www.northernlakescollege.ca/make-a-payment>. If you are having difficulty making an online payment, **APPENDIX E** has useful tips to help.

Textbooks

We supply textbooks to students enrolled in Academic Upgrading after paying the Learning Resource Fee (LRF).

Students in post-secondary programs are required to purchase their own textbooks. Find the approved program textbook list, including pricing estimates, on our website. You are strongly encouraged to purchase textbooks prior to the start of term. You are not required to purchase new textbooks; however, you are responsible to ensure that textbooks are current.

Providing Copies of Permits

Present your study permit at least THREE weeks prior to the start of the program start date. In addition, you must present a copy of Government issued photo identification.

It is your responsibility to inform Canadian Immigration and Citizenship if you are changing post-secondary institutions.

If you will not finish courses **before** the end date on your permit, you **MUST** apply to extend your stay as a student. Visit this website for instructions:

<https://www.canada.ca/en/immigration-refugees-citizenship/services/study-canada/extend-study-permit/how-to-apply.html>

INTERNATIONAL APPLICANT GUIDE

Use our Designated Learning Number (DLI) number on your application. **Our number is 019391056848.** For details on obtaining study permits (student visas), contact the Canadian Embassy or Consulate in your home country or visit www.cic.gc.ca.

Programs SHORTER than Six Months

Due to COVID-19, if you want to study in Canada for 6 months or less, you are now required to have a valid study permit.

Programs LONGER than Six Months

To enroll in a program longer than six months, you are required to have a VALID study permit.

ALL Programs with a Practicum or Work Study

No matter the length of your program, if your program has a practicum or work-study, you MUST obtain a study permit AND co-op work permit BEFORE you start the program.

If entering a program with a practicum, you must present a satisfactory Police Information Check ("PIC"; or Criminal Record Check) to the program coordinator. Note, this documentation is NOT used to determine acceptance into a program but is required for practicum placement.

- If outside of Canada or if you have lived in Alberta for less than six months, your criminal record check must come from the country or province of residence.

Present ALL documentation along with government issued photo identification no later than THREE weeks prior to program start dates.

Health insurance

Students are responsible for ensuring they have health care coverage during their stay in Canada. International students and their dependents, planning to remain in Alberta for 12 months or more, can apply for coverage with the Alberta Health Care Insurance Plan (AHCIP). They should apply within 90 days of arrival in Alberta.

- Students who have a 12 month Study Permit (for an Alberta Institution) and who will reside in Alberta for 12 months or more are eligible for AHCIP coverage.
- Students with Study Permits valid for three months, but less than 12 months, may be eligible for AHCIP coverage when the application is accompanied by a letter from the student confirming their intent to reside in Alberta for at least 12 months.
- If the application for AHCIP coverage is received within three months of entry into Alberta, coverage is effective on the date of either entry into Alberta or the date signed on the Study Permit, whichever is later.

The following link provides more information on temporary residents and AHCIP:

<http://www.health.alberta.ca/AHCIP/temporary-residents.html>

INTERNATIONAL APPLICANT GUIDE

Applicants planning to reside in Alberta for less than 12 months will have to arrange for their own health care coverage.

Course Selection

Academic Upgrading – a Campus Instructor or Coordinator will assist you with course selection

Post-Secondary – if needed, a program Coordinator or Chair will assist you with course selection

Preparing to Come to Canada

Please see our document entitled “Isolation Plan – NLC International Students” for more information about how to prepare for your arrival to Canada.

International Student Frequently Asked Questions

1. When should I apply for my program?
You must have applied a minimum of four months prior to the program start date. This will help ensure that the timelines are met for receipt of study permits and assessment of your academic credentials.
2. How long will it take my application to be processed?
Once we have received all required documents, your application will take approximately two weeks to process.
3. What happens if I apply after or miss the deadline?
If you apply after the deadline, your application is closed. You must reapply to be considered for the next intake.
4. What happens if the timeline for receipt of my permit (co-op work or study) is not met?
If your permits fail to arrive on time, your application is closed. You must reapply to be considered for the next intake.
5. Can I bring my international transcripts to Northern Lakes College for assessment?
No. You must have your transcripts assessed by an external Canadian service such as International Qualifications Assessment Service (IQAS). To obtain information about IQAS visit their website at <http://www.alberta.ca/iqas.aspx>
6. What happens if I disagree with my academic credential assessment used for admission? (i.e. IQAS)
We recommend you pursue an appeal through the organization that assessed your out of country transcripts.
7. What happens if I do not meet the admission requirements for my program?

INTERNATIONAL APPLICANT GUIDE

If you do not meet the entrance requirements, your application is closed. We may offer other programming options, such as Academic Upgrading or College and Career Preparation courses.

8. What happens if I do not submit a permit?
Your application is closed. You must meet all regulations as set out by Canadian Immigration and Citizenship.
9. If my program has a practicum (work-study) component, what documents must be provided?
You must provide both a study permit AND a co-op work permit.
10. If my program is normally offered as a full-time program for less than six months and I would like to take the program as part-time student for a period longer than six months, can I do this?
Your permit must show the length of time you will be enrolled. Please note that part-time studies will not qualify you for a post-graduate work permit in Canada. You must be a full-time student for at least 8 months.
11. What happens if my work permit or my study permit ends before the program completion date?
You must extend your permit by applying to Canada Immigration and Citizenship a minimum of three months (90 days) BEFORE the end of your current permit. Provide evidence of extension request to admissions@northernlakescollege.ca. If your permit expires, you are withdrawn from the program and must reapply.
12. What happens if my study permit is not approved before the program start date?
Your application will be closed. Submit your study permit at least THREE weeks prior to the program start date.
13. Are there any special international admission requirements for applying for a trade?
Yes. To apply for a trade program, applicants must be a Canadian citizen or Landed Immigrant. All trades programs require that you be a registered apprentice with Alberta Industry and Training to be eligible to take the program. For more information, please refer to <http://tradesecrets.alberta.ca/>.
14. What happens if I wish to switch programs after I have been accepted?
All documents would be reassessed to determine if you meet the new program admissions requirements. Your study permit would have to reflect any change in program timeline.
15. When and how should the program fees be paid?
After processing your application and conditional acceptance is granted, a commitment fee of \$300.00 is required. A commitment fee is a tuition deposit. After providing a copy of your study permit (and coop work permit for programs with a practicum), you will receive full acceptance. Program enrollment documents and full payment will be due no later than ten business days prior to the start of your program.

INTERNATIONAL APPLICANT GUIDE

International students are assessed 3x the domestic rate for tuition fees only. Non-instructional and Student Association fees are assessed at domestic rates.

16. If I am unable to attend my program will I be refunded?

Please refer to our website for information on Fee and Refund practices.

17. Are there bursaries or scholarships available to international students?

Not at this time.

Contacting Student Admissions

If you have questions about the application, process, or our programming please contact admissions@northernlakescollege.ca or call admissions at 1-866-652-3456. Our offices are open Monday to Friday 8:15 a.m. – 4:30 p.m. (MST) Monday to Friday. You may leave an email or voice message after hours. Our address is:

Admission Services
1201 Main St. SE
Slave Lake, AB T0G2A3

INTERNATIONAL APPLICANT GUIDE
Appendix A: Programs for International Students 2021-2022

All certificate and diploma programs listed below are Alberta Advanced Education Ministry – approved credentials.

Program (Credential)	Program Length	Start Dates			Delivery*	Required On-Site Labs**	Practicum***
		Sept.	Online	May			
Academic Upgrading – High School Diploma	Varies	Sept.	Online	Online			
Adult Basic Education - Certificate	Varies	Sept.	Online	Online			
Addictions Counselling Diploma				Online		YES	
Advanced Care Paramedic Diploma	2 years	Sept.		Blended	YES	YES	
Business Administration Certificate				Online		OPTIONAL	
Computer Network Specialist	1 year	Sept.		Online		YES	
Early Learning and Child Care Certificate	1 year	Sept.	Online	Blended		YES	
Early Learning and Child Care Diploma	1 year	Sept.	Online	Blended		YES	
Educational Assistant Certificate	1 year	Sept.	Online	Blended		YES	
Health Care Aide	1 year	Sept.		Blended	YES	YES	
Health Care Aide – Employed Student Tutored Education (eSTEP)	1 year	Oct.	Mar.	Blended		YES	
Human Resource Management	1 year	Sept.	Online			OPTIONAL	
Introduction to Surveying	1 year	Ongoing		Blended	YES		
Office Administration	1 year	Sept.		Online		YES	
Oilfield Operator	20 weeks	Sept.		Blended	YES		
Power Engineering 3 rd Class	1 year	Sept.		Online			
Power Engineering 4 th Class	1 year	Sept.		Online			
Practical Nurse	2 years	Sept.		Blended	YES	YES	
Primary Care Paramedic	1 year	Sept.		Blended	YES	YES	
Social Work – Diploma	2 years	Sept.		Blended		YES	
Survey Theory and Calculations	20 weeks	ongoing		Blended	YES		
University Studies – Certificate	1 year	Sept.	Online	May	Online		
University Studies - Diploma	1 year	Sept.	Online	May	Online		

*DELIVERY: Northern Lakes College programming may be offered online, face-to-face or blended. Blended is online with some campus attendance required. If "online" is stated, the program is completed without coming to a campus – supports are offered online.

**REQUIRED ON SITE LABS: You will be required to travel to a campus location one or more times during your program.

***PRACTICUM: If a practicum is noted, you are responsible for obtaining a coop study permit. Apply for this permit when you apply for your study permit.

INTERNATIONAL APPLICANT GUIDE

**Appendix B: English Language Proficiency Tests and Minimum Scores
Required**

Proficiency Test	Full Name of Proficiency Test	Minimum Score Required
CAEL	Canadian Academic English Language	Score of 60 with no subtest below 60
CLBA	Canadian Language Benchmarks Assessment	Score of 8 with no skill score below 7
CELPIP	Canadian English Language Proficiency Index Program - General	Score of 8 with no skill score below 7
IELTS	International English Language Testing Systems – Academic	Score of 6.0 with no band score below 6.0
PTE Academic	Pearson Test of English – Academic	Score of 50
TOEFL	Test of English as a Foreign Language	Internet based (iBT) score 84 (no section below 21) ; Paper based score 560 with TSE 50 Computer based score 220 and TSE 50
TOEIC	Test of English of International Communication	Score 730/790 and TSE 50
Note: Individual program requirements may apply. An interview with the program advisor may also be required.		

Note: The ELP may be waived in special circumstances, as determined by Northern Lakes College.

INTERNATIONAL APPLICANT GUIDE

Appendix C: English Language Proficiency (ELP) Exempt Countries

Below is a list of countries recognized as ELP exempt. Northern Lakes College reserves the right to request an ELP, even from applicants of countries on the exemption list, if there is evidence that the applicant may not be proficient in all areas of the English language.

American Samoa	Cayman Islands	Malta	St. Helena
Anguilla	Falkland Islands	Mauritius	St. Kitts and Nevis
Antigua	Fiji	Montserrat	St. Lucia
Australia	Gibraltar	New Zealand	St. Vincent and the Grenadines
Bahamas	Great Britain	Nigeria	Tanzania
Barbados	Grenada	Pacific Islands	Trinidad and Tobago
Belize	Guam	Ryukyu Islands	Turks and Caicos Islands
Bermuda	Guyana	Seychelles	Uganda
British Honduras	Ireland/Northern Ireland	Singapore	United States of America
Canada (when educated in English)	Jamaica	South Africa	

INTERNATIONAL APPLICANT GUIDE

Appendix D: Program Tuition Maximums for International Students 21/22

Following the Tuition and Fee Guideline set out by the Government of Alberta, Northern Lakes College estimates the following tuition for international students. The maximum tuition amounts listed are guaranteed for the regular duration of your intended program assuming that a full-time course load is maintained for the program each semester.

Tuition amounts do NOT reflect all amounts owing. Tuition amounts are for tuition only. They do not include other fees, such as: Student Association Fees, Mandatory Non-Instructional Fees, Textbooks or supplies.

As well, these costs do not include health or dental costs, nor any living expenses.

Program (Credential)	Program Length	Start Dates			Tuition
		Sept.	Feb.		
Academic Upgrading – Diploma (30 credits)	1 Year	Sept.	Feb.		\$10,710.00
Adult Basic Education – Certificate (40 credits)	1 Year	Sept.	Feb.		\$14,280.00
Addictions Counselling Diploma	2 years	Sept.			Year 1 – \$13,548.96 Year 2 – \$13,415.04
Advanced Care Paramedic Diploma	2 years	Sept.			Year 1 – \$17,689.74 Year 2 – \$13,867.56
Business Administration Certificate	1 year	Sept.			\$13,551.72
Computer Network Specialist	1 year	Sept.			\$13,732.14
Early Learning and Child Care Certificate	1 year	Sept.	Jan.		\$13,741.32
Early Learning and Child Care Diploma	1 year	Sept.	Jan.		\$14,873.88
Educational Assistant Certificate		Sept.	Jan.		\$12,652.68
Health Care Aide	1 year	Sept.			\$13,327.20
Health Care Aide – Employed Student Tutored Education (eSTEP)	1 year	Oct.	Mar.		\$6,663.60
Human Resource Management (Part-time Only)	1 year	Sept.	Jan.		\$7,683.60
Introduction to Surveying	1 year	ongoing			\$6,676.80
Office Administration	1 year	Sept.			\$13,749.60
Oilfield Operator	20 weeks	Sept.			\$10,432.50
Power Engineering 3 rd Class	1 year	Sept.			\$7,086.72
Power Engineering 4 th Class	1 year	Sept.			\$5,589.48
Power Engineering 4 th Class – Lab Certificate	5 weeks	Nov.	Feb.		\$15,960.00
Practical Nurse	2 years	Sept.			Year 1 – \$17,730.24 Year 2 – \$17,220.06
Primary Care Paramedic	1 year	Sept.			\$14,508.12
Social Work – Diploma	2 years	Sept.			Year 1 – \$14,569.56 Year 2 – \$13,741.32
Survey Theory and Calculations	20 weeks	ongoing			\$8,346.00
University Studies – Certificate (24 credits total)	1 year	Sept.	Jan.	May	\$9,060.48
University Studies – Diploma (30 credits per year, 60 credits total)	2 years	Sept.	Jan.	May	Year 1 – \$11,325.60



INTERNATIONAL APPLICANT GUIDE

					Year 2 – \$11,325.60
--	--	--	--	--	-------------------------

*All costs are in Canadian dollars. Prices are subject to change without notice. For current amounts, please contact admissions@northernlakescollege.ca and inquire.

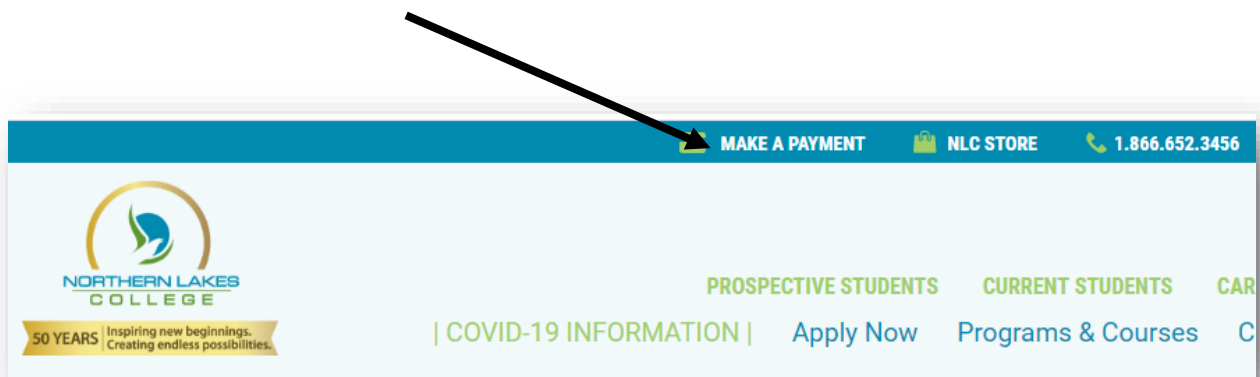
Appendix E - Making an Online Payment

1. BEFORE you make an online payment, you will need:

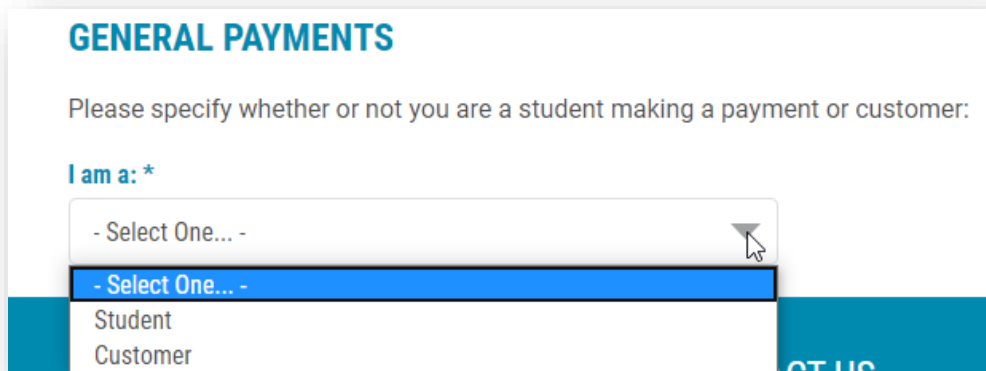
- A student number
- To know the reason for the payment (rent, damage deposit, fees)
 - Fees include Commitment Fee, Tuition, LRF, SAFEE, Books, etc.
- To know amount of money you are paying
- A valid credit card

2. Go to our website www.northernlakescollege.ca

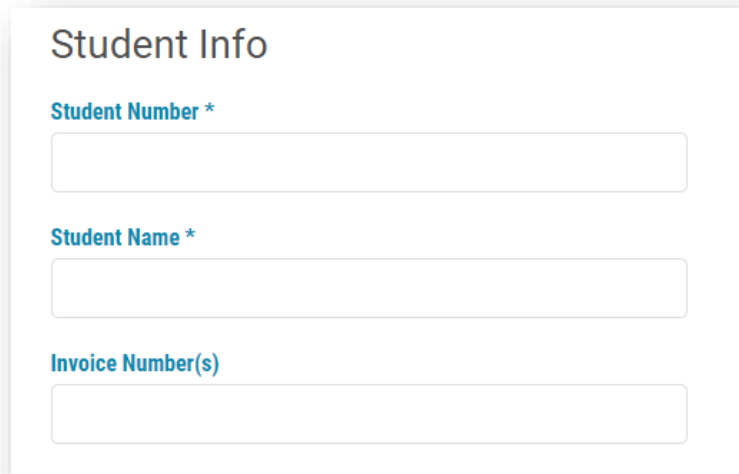
3. Click on “make a payment” at the top of the page



4. Select “Student” for post-secondary or academic upgrading payments.

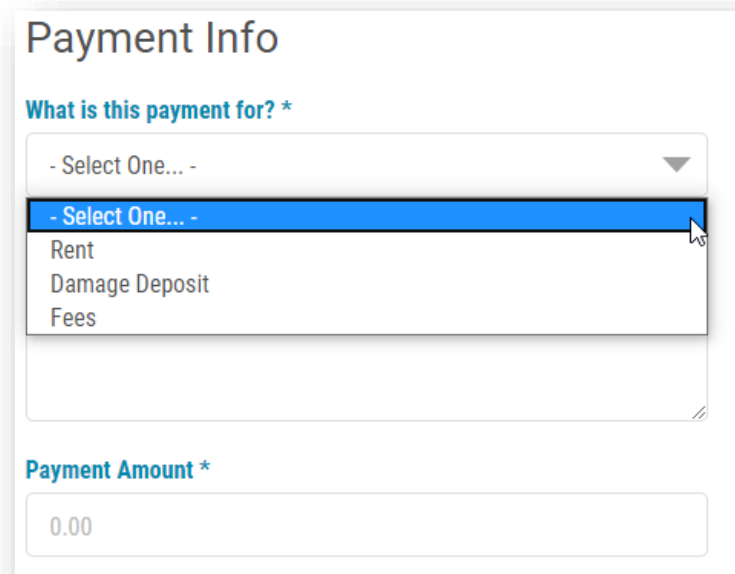


5. **Student Info:** you must fill in all areas that have a *. If you know your invoice number, please provide it. However, we can process your payment without it.



The screenshot shows a form titled "Student Info" with three input fields. The first field is labeled "Student Number *" and is empty. The second field is labeled "Student Name *" and is empty. The third field is labeled "Invoice Number(s)" and is empty.

6. You can make a payment for rent, damage deposit, and fees. If you are making a payment related to courses, select "fees"



The screenshot shows a form titled "Payment Info" with a dropdown menu and a text input field. The dropdown menu is labeled "What is this payment for? *" and is open, showing options: "- Select One... -", "Rent", "Damage Deposit", and "Fees". The "Fees" option is highlighted. Below the dropdown is a text input field labeled "Payment Amount *" with the value "0.00".

7. Give information about what you are paying for: Commitment fee, tuition, LRF SAFEE, books. Be specific. We need to know what you are paying for.

Payment Info

What is this payment for? *

Fees ▼

Please describe which fees you will be paying for (e.g Commitment Fee, Tuition, LRF, SAFEE, Books, etc.) *

Please provide any additional information relating to your payment

8. Billing information –We must know who to contact if we have questions.

Billing Info

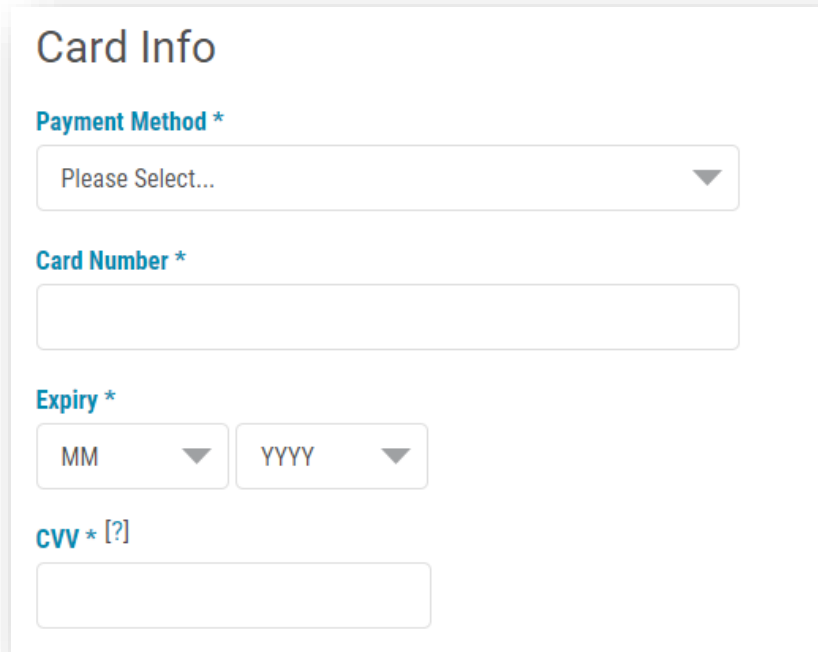
Name *

Same as provided above:

Phone *

Email *

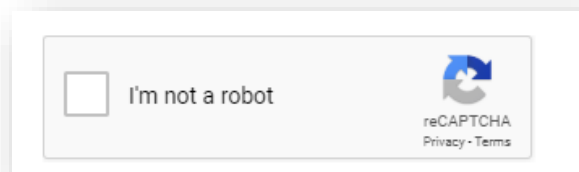
9. **Card info – we accept VISA or MasterCard.**
Complete every section with a *



The screenshot shows a form titled "Card Info" with the following fields:

- Payment Method ***: A dropdown menu with the text "Please Select..." and a downward arrow.
- Card Number ***: A single-line text input field.
- Expiry ***: Two dropdown menus. The first is labeled "MM" and the second is labeled "YYYY".
- CVV * [?]**: A single-line text input field.

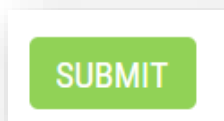
10. **Click that you are “not a robot”**



The screenshot shows a reCAPTCHA widget with a checkbox labeled "I'm not a robot" and a "reCAPTCHA" logo with links for "Privacy" and "Terms".

11. **Check your answers. Make sure that you have everything spelled correctly and that you have the right student number and card number.**

12. **Once you are sure that the information is correct, click submit**



The screenshot shows a green button with the text "SUBMIT" in white capital letters.